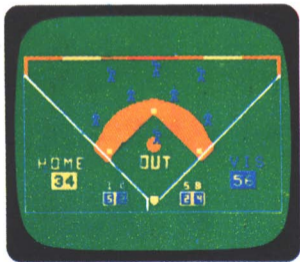


Bally<sup>®</sup> PROFESSIONAL  
**VIDEOCADE™ 3001**



BASEBALL  
TENNIS



HOCKEY  
HANDBALL

# VIDEOCADE 3001 BASEBALL/HANDBALL TENNIS/HOCKEY OPERATING INSTRUCTIONS

## BASEBALL

Insert Videocade 3001 into your unit and press the Reset button to get the game selection on your television screen.

Press (1) on the keypad to play baseball. This is a nine inning game and two player only. (Use hand controls #1 and #2.)

The Visiting Team (control #2) will be at bat first. All the batter need do is press the trigger to release the bat after the ball has been pitched (Refer to Figure A for an explanation of the figures on the screen.)

The Home Team (control #1) will be pitching and defending the field.

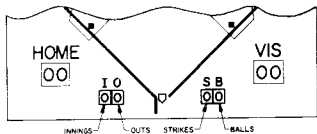


FIGURE - A

Turning the knob on the control of the team that is pitching, controls the movement of only the outfielders. The Joy Stick determines the speed and curve of the pitch. (See Figure B.)

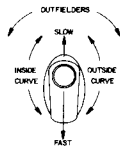


FIGURE - B

All the rules of baseball apply to this Baseball as well. After three outs have occurred, the team in the field will run in to their dugout and the team that was at bat will take the field. You need **not** exchange hand controls.

## HANDBALL/HOCKEY/TENNIS

These three games are all similar in scoring and control of the characters on the screen. (See Figure C.) All three games end when one player reaches a score of 21.

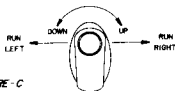


FIGURE - C

Hockey and Tennis are both two, three, or four player. Handball is a two player game only. With all three games, controls #1 and #2 are responsible for the figures on the left side of the screen. Conversely, controls #3 and #4 are responsible for the figures on the right side of the screen.